





Remote Learning for Apple Class 2021



In line with government guidelines, your child's teacher will set a number of assignments each day for the children to complete. Teachers will be online regularly to help support the children and guide them through the planned sequence of lessons. Learning will be provided through a combination of live sessions, pre-recorded sessions and high-quality curriculum resources. Work completed by the children will be used to assess their progress.

Week beginning: 18/01/21	English Activity	Maths Activity	Phonics Practice <i>See planning grid below (The Bitesize links are great for a quick activity)</i>	Daily Reading	Letter formation/fine motor activities As and when during the week.
Monday	<p>Make a dinosaur exhibit! Following on from last weeks labelling – I would like you to create a dinosaur exhibit! This could be in the form of a skeleton using pasta or sticks or a plasticine model. Then when finished, using your experience of labelling, label the parts of your dinosaur exhibit (parents use this as an opportunity for spelling recall from last week) Take a photo of your exhibit for me to put together for a film!</p>	<p>Comparing mass – lighter and heavier Go to Session 1 Alive in 5! - Week 3 White Rose Maths Watch the video and carry out the activity attached to this video. Maths activities/files/week 3</p> 	<p><i>Letter sound – the digraph sh</i></p> <p><i>Jolly phonics song</i> Jolly Phonics /sh/ - Sound, Song, Vocabulary and Blending - YouTube</p>	<p>Pick up book pack at your specified time slot. You will have 2 books for the week.</p>	<p>Go to for letter formation practise worksheets: Phonics Activities and Resources/Files/Letter Sound Formation sheets Here you will find all letter sounds covered so far.</p> <p>If possible, encourage you child to mark-make through drawing and fine motor tasks.</p>
Tuesday	<p>Live lesson with Nikki Join me for a video session where we will look at a non-fiction text together based upon Dinosaurs.</p>	<p>Full and Empty Go to Session 3 Alive in 5! - Week 3 White Rose Maths Watch the video and carry out the activity attached to this video. Maths activities/files/Week 2</p>	<p><i>Letter sound – the digraph ch</i></p> <p><i>Jolly phonics song</i> Jolly Phonics /ch/ - Sound, Song, Vocabulary and Blending - YouTube</p>	<p>See phonics activity – Roll and Read Ch words</p>	<p>Any real opportunity to write would be great to practise letter formation skills.</p>




					<p>Have fun with a variety of writing and drawing tools such as pastels, pens, glitter pens, crayons, chalks, whiteboards and pens.</p>
<p>Wednesday</p>	<p>Assignment 3 – Create a fact sheet or profile of your favourite dinosaur. You can do this in your own style or I will provide guidance and a possible format to use.</p>	<p>Capacity Activity Build a box, you can use Lego, Duplo, wood bricks, cardboard etc. You don't want to make it too big. Once finished find different items to fit inside! <i>Parents encourage your child to make reasonable estimations i.e. I think 6 toy animals will fit inside.</i> Talk about how the size of an object will affect how many can fit inside the box. Extension: Build another box of different size or shape. <i>Will the same objects fit inside?</i></p>	<p>Letter sound – the digraph th</p> <p><i>Jolly phonics song</i> Jolly Phonics /th/ - Sound, Song, Vocabulary and Blending - YouTube</p>		<p>Play schools and practise letter formation. Maze books can be a great way to form lines but with a problem to solve.</p>
<p>Thursday</p>	<p>Topic – Mary Anning Watch the dramatization of Mary Anning's life. She was a famous Palaeontologist in Victorian times. She lived near Lyme Regis and collected fossils on the beach. Click on the link to access this short film. KS1 / KS2: Mary Anning - BBC Teach Extra: Research for your picture and have a go at drawing her. You will notice that in one painting she is holding her tools for finding fossils in a basket!</p>	<p>Assignment 4 - Make a salt dough fossil! Use the instructions to measure out the ingredients to make salt dough. Then create a fossil using items to imprint into the dough it could be a small dinosaur or pasta, string anything at home that you think could resemble the imprint of a fossil.</p> 	<p>Letter sound – the digraph ng</p> <p><i>Jolly phonics song</i> Jolly Phonics /ng/ - Sound, Song, Vocabulary and Blending - YouTube</p>	<p>Phonics comics I Can Spot (sh, ch, th, ng) I can spot - Phase 3 decodable comic (phonicsplaycomics.co.uk) Download and read online or print out.</p>	

Friday		<u>Live session – with Nikki - A maths challenge!</u> I will read a book called 'How much does a Ladybird weigh? What weighs more, less and the same as your toy?			
Physical Activity	PE – Joe Wicks – 9am for 20 minutes every Mondays, Wednesday and Thursdays Cosmic Kids – Yoga/Mindfulness Frozen A Cosmic Kids Yoga Adventure! - Cosmic Kids 20 mins				

Home Learning for Phase 3 Phonics

Week beginning 18.01.2021

Revisit					
If possible begin your phonics session with a revisit of previous letter sounds covered (for some children that may still be Phase 2 letter sounds, for most it will be the Phase 3 sounds beginning with j, w, v, x) You can use a range of strategies from flash cards (homemade with do), point to the letter sounds on a phonics mat or use the powerpoints – go to Phonics Activities and Resources/files/phase 2 phonics presentations or phase 3 phonic presentations We also revisit (daily) the phase 2 and 3 tricky words, again you will find useful presentations in the above folders.					
Day	Revisit	Focus Sound	Nikki's Video	Activity	Link – online games
Monday	Nikki's video – go to link every morning on the Phonics channel 	Sh – ship, shell, shed, fish, dish, New tricky words – she / he	Short presentation of the letter sound 'sh'	Real or Nonsense 'Sh' words activity – read the set of words and decide if they are real or nonsense words. Phonics Activities and resources/files/Week 3 phonic activities	Phase 3 Tricky words song https://youtu.be/ri4u0TjAZ38
Tuesday		Ch – chip/s, chick, chin, such, much New tricky words – she / he	Short presentation of the letter sound 'ch'	Roll a dice and read the ch word activity You will need a dice and the printout or devise your own grid.	Reading High frequency and tricky words Back by popular demand!! – go to game 2 The Dinosaur's Eggs - High Frequency - Sight Words (ictgames.com)

				Phonics Activities and resources/files/Week 3 phonic activities	
Wednesday	Nikki's video – go to link every morning on the Phonics channel	th – thin, thick, path, moth, think, with New tricky words – they	Short presentation of the letter sound 'th'	Parents read out the words thin, thick, moth and with Model sounding out orally. Ask your child to write the words down	Click on link – go to Phase 3 / z/zz Buried Treasure (phonicsplay.co.uk)
Thursday	Nikki's video – go to link every morning on the Phonics channel	ng – ring, sing, swing, ping-pong	Short presentation of the letter sound 'ng'	ng words cut and paste activity - Choose just one sheet. Cut out the letters first. Orally sound out each picture and find the letters to form the 'ng' word. <i>Remember it is not an exercise in cutting skills so if your child is struggling you can cut the letters for them OR they can write the letters instead.</i> Phonics Activities and resources/files/Week 3 phonic activities	Phonics comics I can spot - Phase 3 decodable comic (phonicsplaycomics.co.uk)

Online Learning and Support and useful links

Here is a list of websites which span the curriculum:

English:

- **Phonics Play** - www.phonicsplay.co.uk
- **Oxford Owl** - www.oxfordowl.co.uk/for-home
- **Doodle English and Doodle Spelling** - <https://www.doodleenglish.com/>
- **Twinkl Phonics Suite - App**
- **Jolly Phonics Lessons – App**
- **Read with Phonics Games – App**
- **Meet the Alphablocks! - App**

Maths:

- **Number Blocks full episodes** - <https://www.youtube.com/channel/UCPlwvN0w4qFSP1FIILB92w?safe=true>
- **Doodle Maths** - <https://doodlemaths.com>
- **Topmarks** - www.topmarks.co.uk

Computing:

- **Bee Bot - App**

Physical:

- **Go Noodle** - <https://www.gonoodle.com/>
- **BBC Super Movers** - <https://www.bbc.co.uk/teach/super-movers>
- **Cosmic Yoga** - <https://www.cosmickids.com/>

General:

- **Twinkl** - <https://www.twinkl.co.uk/resources/parents>
- **TTS-group** www.tts-group.co.uk/on/demandware.static/-/Library-Sites-TTSSharedLibrary/default/vaea75f5663a038b8658d258fd198e57ce70b35d6/images/homepage/Early_Years_Home_Learning_Collection.pdf?version=1,584,037,589,000
- **The Imagination Tree** - <https://theimaginationtree.com/>

Apple Class

Topic based Activities

Below is a selection of topic activities (each week more will be added). This is an extensive list so do not feel that you need to complete all of them! You may want to read through the list with your child and decide upon those that interests them (and you). For each completed activity your child will receive the allotted house points.

Curriculum area	Homework Activities	House Points
Art and design	<p>Create a dinosaur themed diorama. Use a shoe box or other shallow box. You can use a range of materials you have to hand from paints, plasticine, natural materials from your garden, anything that will create a mini dinosaur world. Take a photo so we can see your creative work. Sue will be sad that she cannot do this with you, she is the expert at creating Dioramas!</p>	10
Outdoor learning	<p>Create a dinosaur skeleton using sticks Go on a walk and collect some sticks. Use the sticks to create a dinosaur. You could add other natural items such as leaves etc. Take a photo of your stick dinosaur. Extra challenge add some written labels to name parts of its body.</p>	5



<p>Art and design</p>	<p>Paper Plate Dinosaurs! Use a paper plate to create a dinosaur of your choice. Think about the texture of your dinosaur. How can you create that scaley skin? You could use bubble wrap or sponges to print onto your plate. Embellish your design with extras for the legs, tail, eyes, spikes etc. Toilet rolls work well for the legs if you want your dinosaur to stand up.</p>	<p>5</p>
<p>Art and Design</p>	<p>Look at the work of Andy Council - he is a local artist and illustrator. Born in Bath but now living in Bristol he is famous for creating illustrations based upon local architecture and landscapes. Notably, you can see some of his work in the <u>M shed in Bristol</u>. Click on the link to access his website. <u>Home Andy Council</u></p> <p>His most famous work is the illustration of a Dinosaur with the familiar landscape of Bristol. He has created similar works of Bath.</p> <p>Suggested Task: I would like you to create your own dinosaur image, using a pencil or pen for the outline. Inside the dinosaur draw images of your choice, it could be your house and Batheaston, it could be Bath, our school or an imaginary place. Think about adding houses, parks, trees and places you know. You can make this a big picture or on A4. Once you have drawn the outline and your images you can then colour them in. Have fun with this one!</p>	<p>10</p>

