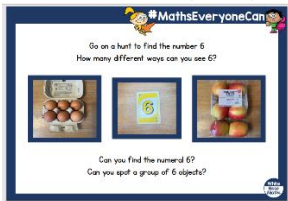
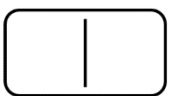
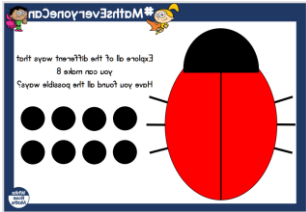


## Remote Learning for Apple Class 2021



In line with government guidelines, your child's teacher will set a number of assignments each day for the children to complete. Teachers will be online regularly to help support the children and guide them through the planned sequence of lessons. Learning will be provided through a combination of live sessions, pre-recorded sessions and high-quality curriculum resources. Work completed by the children will be used to assess their progress.

Week beginning: 25/01/21	English Activity	Maths Activity	Phonics Practice <i>See planning grid below (The Bitesize links are great for a quick activity)</i>	Daily Reading	Letter formation/fine motor activities As and when during the week.
<p><b>Monday</b></p>	<p>Today I would like you to find out more information about dinosaurs but this time through the medium of TV! Follow Andy from CBeebies as he travels back in time to learn more about the T-REX, Diplodocus, Stegosaurus, Triceratops and the Ornithomimids.</p> <p>You can watch all of the short episodes or choose just one. <a href="#">Dinosaur Facts - CBeebies - BBC</a></p> <p><i>Make sure you listen to the key facts of your chosen Dinosaur.</i></p>	<p><b>Growing 6,7,8</b> <b><u>Video story with Nikki – Six Diner Sid</u></b> Watch the video and carry out the activity attached to this video. <a href="#">Maths activities/files/week 4</a></p>  <p><b>Extra challenge:</b> Go to <a href="#">Maths activities/files/week 4/Session 1</a> There are two sheets – I spy Six or Maths Challenge all about six.</p>	<p><i>Letter sound – the digraph ai</i></p> <p><i>Jolly phonics song</i> <a href="#">Jolly Phonics /ai/ - Sound, Song, Vocabulary and Blending - YouTube</a></p>	<p><b>Pick up book pack at your specified time slot.</b> You will have 2 books for the week.</p> <p><b>PLEASE REMEMBER TO RETURN BOOKS IN THE LITTLE BAG SO THAT I KNOW WHICH BOOKS YOU HAD PREVIOUSLY.</b></p>	<p>Go to for letter formation practise worksheets: <a href="#">Phonics Activities and Resources/Files/Letter Sound Formation sheets</a> Here you will find all letter sounds covered so far.</p> <p>If possible, encourage you child to mark-make through drawing and fine motor tasks.</p> <p>Any real opportunity to write would be great to practise letter formation skills.</p>
<p><b>Tuesday</b></p>	<p><b><u>Assignment 5 – Guess Who!</u></b> For this assignment you are going to do something similar to what I showed you last week. I want you to write a set of 3 simple sentences, describing a dinosaur. Send them to me and I have to</p>	<p><b><u>Live lesson with Nikki at 1pm</u></b> <b>Join me for a video session where we will look at ways to make 7. During the session I will ask you bring a domino template (like below) and 7 counters/buttons. Or you could use a whiteboard and pen and then draw the dots.</b></p>	<p><i>Letter sound – the digraph ee</i> <i>Jolly phonics song</i> <a href="#">Jolly Phonics /ee/ - Sound, Song, Vocabulary and Blending - YouTube</a></p>	<p>See phonics activity – Roll and <a href="#">Read ee words</a></p>	<p>Have fun with a variety of writing and drawing tools such as pastels, pens, glitter</p>

	<p>use these clues to guess the dinosaur you are describing. Please use your green book and then send a photo.</p>	<p><b>Example Domino template</b></p>  <p><b>Extra Challenge:</b> Go to <a href="#">Maths activities/files/week 4/Session 2</a> Dotty combinations 6 7 and 8</p>			<p>pens, crayons, chalks, whiteboards and pens.</p> <p>Play schools and practise letter formation.</p> <p>Maze books can be a great way to form lines but with a problem to solve.</p>
<p>Wednesday</p>	<p><b>Live guided writing sessions</b> with Nikki. I will send you a notification of the time. I am planning to do this with different groups each week. Do not worry if you are not chosen this week I will get to you!</p> <p><i>When you receive your notification – please let me know if you are going to attend.</i></p>	<p><b>Finding ways to make 8.</b> Watch video on White Rose <a href="#">Growing 6, 7, 8! - Week 1   White Rose Maths</a></p> <p>Complete the activity below</p>  <p>Go to <a href="#">Maths activities/files/week 4/session 3</a> if you would like a ladybird print-out I have uploaded one. However, you could draw your own and use something for the black dots. Bear in mind these need to be moved around so button or counters would be good.</p>	<p>Letter sound – the digraph <b>or</b></p> <p><i>Jolly phonics song</i> <a href="#">Jolly Phonics /or/ - Sound, Song, Vocabulary and Blending - YouTube</a></p>		
<p>Thursday</p>	<p><b>Topic –Sorting dinosaurs</b> Dinosaurs came in all different shapes and sizes. Some ate meat, some ate plants and some ate both. I have uploaded a sheet with a set of pictures for you and your child to sort. Even better is if you have a set of toy dinosaurs that you can use. Try to challenge your child to think beyond obvious</p>	<p><b>Assignment 6</b> <b>Watch the video first</b> <a href="#">Growing 6, 7, 8! - Week 1   White Rose Maths</a> Attached to the assignment are 3 sheets (please only choose one appropriate to your child’s needs) Apologies for the print-out! You could instead have the chosen sheet on the screen and together</p>	<p>Letter sound – the digraph <b>oa</b></p> <p><i>Jolly phonics song</i> <a href="#">Jolly Phonics /oa/ - Sound, Song, Vocabulary and Blending - YouTube</a></p>	<p>Online reading sentences activity – see phonics plan.</p> <p><a href="#">Sentences (phonicsplay.co.uk)</a></p>	

	<p>criteria such as by colour or type. You could extend their thinking i.e. what they ate, their size, number of legs, did they fly not fly etc. At the end of this if you child wishes to depict their sorting either by photo or through art that would be great. <a href="#">Topic Activities/Files/Week 4</a></p> <p><b>Extra challenge:</b> Cut and Paste the Dinosaurs that were meat eaters or plant eaters. <a href="#">Topic Activities/Files/Week 4</a></p>	<p>with your child devise a way to play the game. In this instance it will be useful to have feedback from you i.e. If your child is able to see combinations without needing to count out. <i>Bear in mind this skill becomes tricky with quantities beyond 6.</i></p>			
Friday	<p><b><a href="#">Live session at 11am – with Nikki</a></b>  <b><a href="#">We will start with an interactive Dinosaur bingo game and then a story. Information to follow!</a></b></p>				
Physical Activity	<p><b>PE – Joe Wicks – 9am for 20 minutes every Mondays, Wednesday and Thursdays</b></p> <p><b>Cosmic Kids – Yoga/Mindfulness</b> <a href="#">Colonel Crockles the Crocodile   A Cosmic Kids Yoga Adventure! - Cosmic Kids</a> 20 mins</p>				

## Home Learning for Phase 3 Phonics

Week beginning 25.01.2021

<b>Revisit</b> If possible begin your phonics session with a revisit of previous letter sounds covered (for some children that may still be Phase 2 letter sounds, for most it will be the Phase 3 sounds beginning with j, w, v, x) You can use a range of strategies from flash cards (homemade with do), point to the letter sounds on a phonics mat or use the powerpoints – go to <a href="#">Phonics Activities and Resources/files/phase 2 phonics presentations or phase 3 phonic presentations</a> We also revisit (daily) the phase 2 and 3 tricky words, again you will find useful presentations in the above folders.					
Day	Revisit	Focus Sound	Nikki's Video	Activity	Link – online games
Monday	Nikki's video – go to link every morning on the Phonics channel	ai – train, chain, paint,  New tricky words – they, my	Short presentation of the letter sound 'ai'	<b>Find and write the 'ai' words</b> Choose only one sheet. <a href="#">Phonics Activities and resources/files/Week 4 phonic activities</a>	Phonics Play – read and match the words to the pictures (this is a good revisit of the first two weeks sounds covered so far) <a href="#">Make a Match - Phase 3 (Weeks 1-2) (phonicsplay.co.uk)</a>
Tuesday	Nikki's video – go to link every morning on the Phonics channel	ee – sheep, jeep, beep,  New tricky words – they, my	Short presentation of the letter sound 'ee'	<b>Roll and Read the 'ee' words</b> <a href="#">Phonics Activities and resources/files/Week 4 phonic activities</a>	Go to Phase 3 (set 6-7) <a href="#">Pick A Picture (phonicsplay.co.uk)</a>
Wednesday	Nikki's video – go to link every morning on the Phonics channel	or – fork, torch, born, cork  New tricky words – was, all	Short presentation of the letter sound 'or'	<b>Real or Nonsense words</b> Read the set of words and decide if they are real or nonsense words. <a href="#">Phonics Activities and resources/files/Week 4 phonic activities</a>	Phonics Play – go to week 3 <a href="#">Make a Match - Phase 3 (Week 3) (phonicsplay.co.uk)</a>
Thursday	Nikki's video – go to link every morning on the Phonics channel	oa – goat, goal, boat, toad  New tricky words – was, all	Short presentation of the letter sound 'oa'	<b>Go on a scavenger hunt</b> in your house – look for these items – <b>coat, soap, toy boat, loaf</b> of bread. Write	This online activity is a good opportunity to read sentences with an emphasis on the digraphs and tricky words we have covered. You can choose which week and which focused sound you wish to use. I would suggest choosing one within week 2, 3 or 4.

				<p>them down, try to spell these words on you own using your sound-talking skill. Extra challenge find two other items with the 'oa' sound.</p>	<p><a href="http://www.phonicsplay.co.uk">Sentences (phonicsplay.co.uk)</a></p>
--	--	--	--	---	---

## Online Learning and Support and useful links

Here is a list of websites which span the curriculum:

English:

- **Phonics Play** - [www.phonicsplay.co.uk](http://www.phonicsplay.co.uk)
- **Oxford Owl** - [www.oxfordowl.co.uk/for-home](http://www.oxfordowl.co.uk/for-home)
- **Doodle English and Doodle Spelling** - <https://www.doodleenglish.com/>
- **Twinkl Phonics Suite - App**
- **Jolly Phonics Lessons – App**
- **Read with Phonics Games – App**
- **Meet the Alphablocks! - App**

Maths:

- **Number Blocks full episodes** - <https://www.youtube.com/channel/UCPlwvN0w4qFSP1FIiALB92w?safe=true>
- **Doodle Maths** - <https://doodlemaths.com>
- **Topmarks** - [www.topmarks.co.uk](http://www.topmarks.co.uk)

Computing:

- **Bee Bot - App**

Physical:

- **Go Noodle** - <https://www.gonoodle.com/>
- **BBC Super Movers** - <https://www.bbc.co.uk/teach/super-movers>
- **Cosmic Yoga** - <https://www.cosmickids.com/>

General:

- **Twinkl** - <https://www.twinkl.co.uk/resources/parents>
- **TTS-group** [www.tts-group.co.uk/on/demandware.static/-/Library-Sites-TTSSharedLibrary/default/vaea75f5663a038b8658d258fd198e57ce70b35d6/images/homepage/Early\\_Years\\_Home\\_Learning\\_Collection.pdf?version=1,584,037,589,000](http://www.tts-group.co.uk/on/demandware.static/-/Library-Sites-TTSSharedLibrary/default/vaea75f5663a038b8658d258fd198e57ce70b35d6/images/homepage/Early_Years_Home_Learning_Collection.pdf?version=1,584,037,589,000)
- **The Imagination Tree** - <https://theimaginationtree.com/>



**Apple Class**

**Topic based Activities**

Below is a selection of topic activities (each week more will be added). This is an extensive list so do not feel that you need to complete all of them! You may want to read through the list with your child and decide upon those that interests them (and you). For each completed activity your child will receive the allotted house points.

<b>Curriculum area</b>	<b>Homework Activities</b>	<b>House Points</b>
Art and design	<p><b>Create a dinosaur themed diorama.</b> Use a shoe box or other shallow box. You can use a range of materials you have to hand from paints, plasticine, natural materials from your garden, anything that will create a mini dinosaur world. Take a photo so we can see your creative work. Sue will be sad that she cannot do this with you, she is the expert at creating Dioramas!</p>	10
Outdoor learning	<p><b>Create a dinosaur skeleton using sticks</b> Go on a walk and collect some sticks. Use the sticks to create a dinosaur. You could add other natural items such as leaves etc. Take a photo of your stick dinosaur. Extra challenge add some written labels to name parts of its body.</p>	5



<p>Art and design</p>	<p><b>Paper Plate Dinosaurs!</b></p> <p>Use a paper plate to create a dinosaur of your choice. Think about the texture of your dinosaur. How can you create that scaley skin? You could use bubble wrap or sponges to print onto your plate. Embellish your design with extras for the legs, tail, eyes, spikes etc. Toilet rolls work well for the legs if you want your dinosaur to stand up.</p> 	<p>5</p>
<p>Art and Design</p>	<p><b>Look at the work of Andy Council</b> - he is a local artist and illustrator. Born in Bath but now living in Bristol he is famous for creating illustrations based upon local architecture and landscapes. Notably, you can see some of his work in the <u><a href="#">M shed in Bristol</a></u>. Click on the link to access his website. <u><a href="#">Home   Andy Council</a></u></p> <p>His most famous work is the illustration of a Dinosaur with the familiar landscape of Bristol. He has created similar works of Bath.</p> <p><b>Suggested Task:</b> I would like you to create your own dinosaur image, using a pencil or pen for the outline. Inside the dinosaur draw images of your choice, it could be your house and Batheaston, it could be Bath, our school or an imaginary place. Think about adding houses, parks, trees and places you know. You can make this a big picture or on A4. Once you have drawn the outline and your images you can then colour them in. Have fun with this one!</p> 	<p>10</p>
<p>RE From Jon</p>	<p><b>Special Places</b> - think of a special place for you. This could be somewhere you particularly like to be in your house, somewhere in your garden or a special place you like to visit. Listen to the audiobook about Dizzy the dog and Rosie the cat (<u><a href="#">Special places - BBC Teach</a></u>) which tells you about all the special places that their family enjoy!</p> <p><b>Suggested Task:</b> Can you think about your own special place? See if you can draw it, including as much detail as you can. Can you label your favourite parts of your special</p>	

